

High Productivity Cooking Gas Tilting Pressure Braising Pan, 170lt Wall mounted

ITEM # _____

MODEL # _____

NAME # _____

SIS # _____

AIA # _____



586258 (PUETI7GVCO)

Gas tilting Pressure Braising Pan 170lt with steam condensation function, GuideYou panel, wall mounted

Short Form Specification

Item No.

AISI 304 stainless steel construction. GN compliant pan size; 18mm thick pan bottom (15mm mild steel and 3 mm AISI 316 stainless steel). Insulated and counterbalanced lid. Motorized tilting with variable speed control. Pan can be tilted beyond 90° to completely empty the food. Robust multiple burners with electronic ignition and monitoring. Safety thermostat protects the pan from overheating. A precise, electronic control of pan bottom temperature ensures fast reaction and exact adherence to preselected cooking temperatures between 50° and 250°C. Automatic steam elimination at the end of the cooking cycle. It can be used for poaching or steaming (with the lid open); simmering and boiling (with open or closed lid); pressure cooking of multiple produces possible thanks to the use of suspended GN 1/1 containers. TOUCH control panel. SOFT function. PRESSURE function. Possibility to store recipes in single or multiphase cooking process, with different temperature settings. Built in temperature sensors for precise control of cooking process. IPX6 water resistant. Configuration: wall mounted.

Main Features

- Multifunctional cooking appliance used for roasting, pot-roasting, braising, simmering, boiling, pressure cooking and steaming.
- Pan size is GN compliant.
- Temperature sensors provides efficient temperature control: the power is supplied as and when required to keep the set temperature value without exceeding it.
- Easy to clean cooking surface due to large-radius edges and corners.
- Cooking with a working pressure of 0.45 bar reduces cooking times.
- Optimum heat distribution in the food provides best cooking results in terms of taste, colour and consistency and in terms of vitamin preserving.
- Safety mechanism prevents lid from opening, even in case of voluntary attempt, when cooking under pressure.
- Overnight cooking: saving electricity and time.
- Safety valve on the lid avoids overpressure in the food compartment.
- IPX6 water resistant.
- Motorized, variable pan tilting with "SOFT STOP". Tilting and pouring speeds can be precisely adjusted. Pan can be tilted over 90° to facilitate pouring and cleaning operations.
- "Pressure function": once the pressure lid is locked, the system automatically regulates itself.
- Built in temperature sensor to precisely control the cooking process.
- No overshooting of cooking temperatures, fast reaction.
- USB connection to easily update the software, upload/download recipes and download HACCP data.

Construction

- External panelling and internal frame made of 1.4301 (AISI 304) stainless steel.
- Multipurpose non-stick cooking surface in 18 mm thick compound: 3 mm shot-blasted 1.4404 (AISI 316L) stainless steel surface, seamlessly welded to the mild steel bottom.
- Double-lined insulated lid in 1.4301 (AISI 304) stainless steel mounted on the cross beam of the unit, counterbalanced by a hinge that remains open in all positions.
- Gas appliance has robust multiple burners with electronic ignition and monitoring for a safer operation. Operation with natural gas and LPG (on request).
- Water mixing tap is available as optional accessory to make water filling and pan

APPROVAL: _____

cleaning easier.

- Pressure lid fitted with a proven fast-acting lock which is simple and safe in operation.
- Heatproof handle with non-slip surface.
- Front-mounted inclined led "TOUCH" control panel with recessed deep drawn casing, features self-explanatory display functions which guide operator throughout the cooking process: simultaneous display of actual and set temperature as well as set cooking time and remaining cooking time; real time clock; "SOFT" control for gentle heating up for delicate food; 9 power simmering levels from gentle to heavy boiling; timer for deferred start; error display for quick trouble-shooting.
- Minimised presence of narrow gaps for easier cleaning of the sides to meet the highest hygiene standards.
- "Boiling" or "Braising" mode functions.
- Can be prearranged for energy optimisation or external surveillance systems (optional).
- 98% recyclable by weight; packaging material free of toxic substances.
- Lateral surface of the vessel in DIN 1.4301/AISI 304.
- GuideYou Panel - activated by the user via settings - to easily follow the multiphase recipes, granting a proper and controlled cooking and a better appliance optimization.
The system will provide maintenance reminders, in line with ESSENTIA program, helping the user to properly take care of the product, avoiding downtimes.
- Highly-visible and bright led TOUCH control panel features user-friendly icons and intuitive self-explanatory command options. Display visualizes:
 - Actual and set temperature
 - Set and remaining cooking time
 - Pre-heating phase (if activated)
 - GuideYou Panel (if activated)
 - Deferred start
 - Soft Function to reach the target temperature smoothly
 - 9 Power Control levels from simmering to fierce boiling
 - Pressure mode (in pressure models)
 - Stirrer ON/OFF settings (in round boiling models)
 - Error codes for quick trouble-shooting
 - Maintenance reminders

User Interface & Data Management

- Connectivity ready for real time access to connected appliances from remote and data monitoring (requires optional accessory - contact the Company for more details).

Sustainability



- High-quality thermal insulation of the pan saves energy and keeps operating ambient temperature low.

Optional Accessories



High Productivity Cooking
Gas Tilting Pressure Braising Pan, 170lt Wall mounted

The company reserves the right to make modifications to the products without prior notice. All information correct at time of printing.

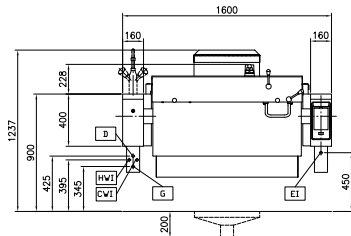
2025.05.26



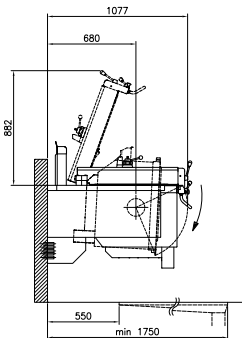
Electrolux
PROFESSIONAL

High Productivity Cooking Gas Tilting Pressure Braising Pan, 170lt Wall mounted

Front



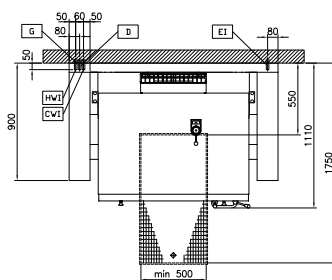
Side



CWI1 = Cold Water inlet 1
(cleaning)
D = Drain
EI = Electrical inlet (power)

G = Gas connection
HWI = Hot water inlet

Top



Electric

Supply voltage: 230 V/1N ph/50/60 Hz
Total Watts: 0.2 kW

Gas

Gas Power: 29 kW

Installation:

Type of installation: Wall mounted

Key Information:

Working Temperature MIN: 50 °C
Working Temperature MAX: 250 °C
Vessel (rectangle) width: 1050 mm
Vessel (rectangle) height: 326 mm
Vessel (rectangle) depth: 558 mm
External dimensions, Width: 1600 mm
External dimensions, Depth: 900 mm
External dimensions, Height: 400 mm
Net weight: 340 kg
Configuration: Rectangular; Tilting
Net vessel useful capacity: 170 lt
Tilting mechanism: Automatic
Double jacketed lid: ✓
Heating type: Direct

High Productivity Cooking
Gas Tilting Pressure Braising Pan, 170lt Wall mounted

The company reserves the right to make modifications to the products
without prior notice. All information correct at time of printing.

2025.05.26

